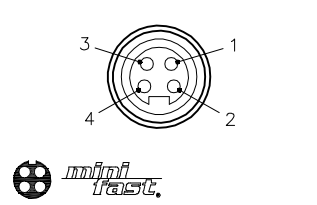
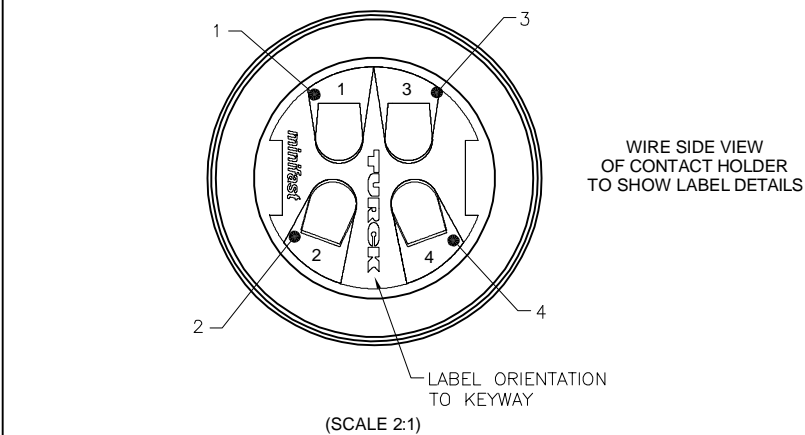
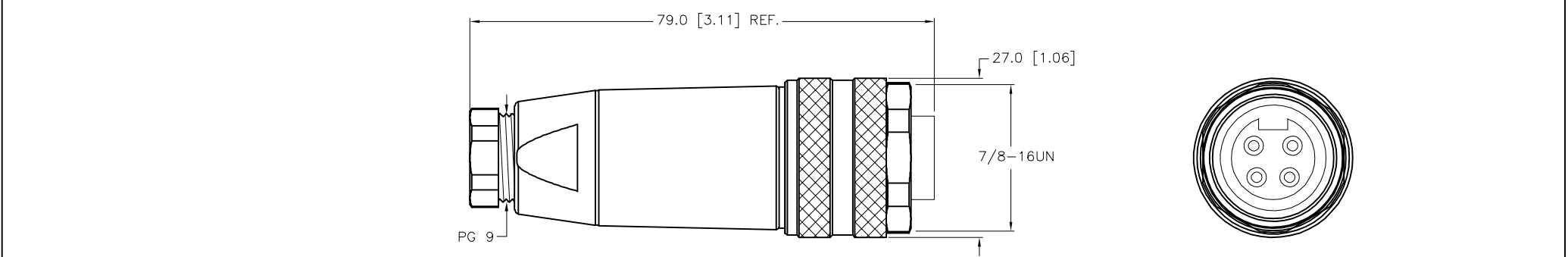


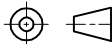
FEMALE END VIEW			SPECIFICATIONS	
	HOUSING MATERIAL/COLOR		PBT or NYLON/BLACK	
	CONTACT MATERIAL/PLATING		BRASS/GOLD	
	COUPLING NUT MATERIAL/PLATING		DIECAST ZINC/NICKEL	
	RATED CURRENT [A]		9.0 A (16 AWG), 15.0 A (14 AWG)	
	RATED VOLTAGE [V]		600 V	
	MAXIMUM WIRE SIZE		14 AWG	
	TERMINATION METHOD		SCREW TERMINAL	
	CABLE GRIP RANGE		6-8mm	
	TEMPERATURE RATING		-25°C to +85°C (-13°F to +185°F)	
	PROTECTION CLASS		IP67	



NOTES:

1. PINOUT REPRESENTS NUMBERING FOR DC WIRING.

SOURCE DRAWING - FOR REFERENCE ONLY

<div>(SCALE 2:1)</div> <div>LABEL ORIENTATION TO KEYWAY</div>					RELATED DOCUMENTS		3RD ANGLE PROJECTION		<div>THIS DOCUMENT IS PROPERTY OF TURCK INC. USE OF THIS DOCUMENT WITHOUT WRITTEN PERMISSION IS PROHIBITED.</div> <div>TURCK INC <i>High Technology Sensors and Automation Controls</i></div> <div>3000 CAMPUS DRIVE MINNEAPOLIS, MN 55441 1-800-544-7769 (612) 553-7300 (612) 553-0708 fax www.turck.com</div>				
					1. 2. 3. 4.								
NOTES: 1. PINOUT REPRESENTS NUMBERING FOR DC WIRING.					MATERIAL		DRFT		NF	DATE	10/09/17	DESCRIPTION B 4141-0/9 (DC PINOUT)	
					SEE SPECIFICATIONS		APVD		L.S.	SCALE	1=1.0		
FINISH					ALL DIMENSIONS DISPLAYED ON THIS DRAWING ARE FOR REFERENCE ONLY		UNIT OF MEASUREMENT MILLIMETER [INCH]		CONTACT TURCK FOR MORE INFORMATION		IDENTIFICATION NO.		REV
											U2-30655		B
B					UPDATED CURRENT RATING AND WIRE SIZE		ER	05/05/22	77602				
REV					DESCRIPTION		BY	DATE	ECO NO.		FILE: U2-30655		SHEET 1 OF 1